

STACK Monitor

***Automated Multi-Layer
Cell monitoring system***



***“ Find out the right time to harvest your cells
without opening the incubator. ”***


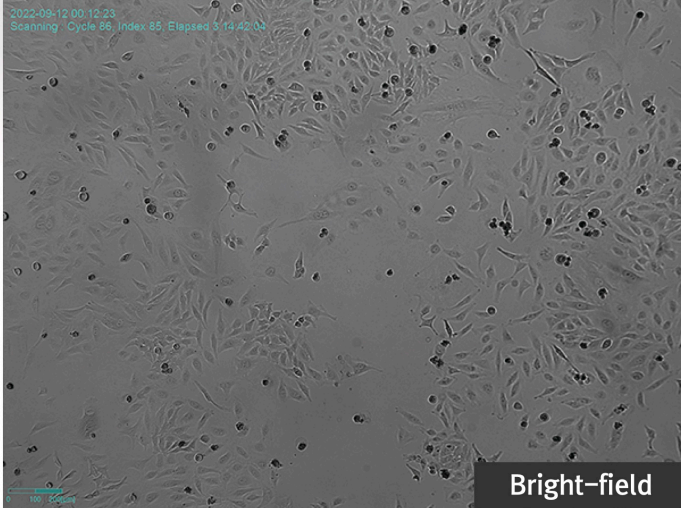


Key features

- » Real-time live cell monitoring & multi-layer observation (up to 10 layers)
- » Multi-position time-lapse imaging & recording
- » Checks cell quality and detects confluency rate while culturing
- » Improved reproducibility for mass cell culture and production
- » No need to take the cells out of the incubator thus eradicating contamination worries

Cell Images

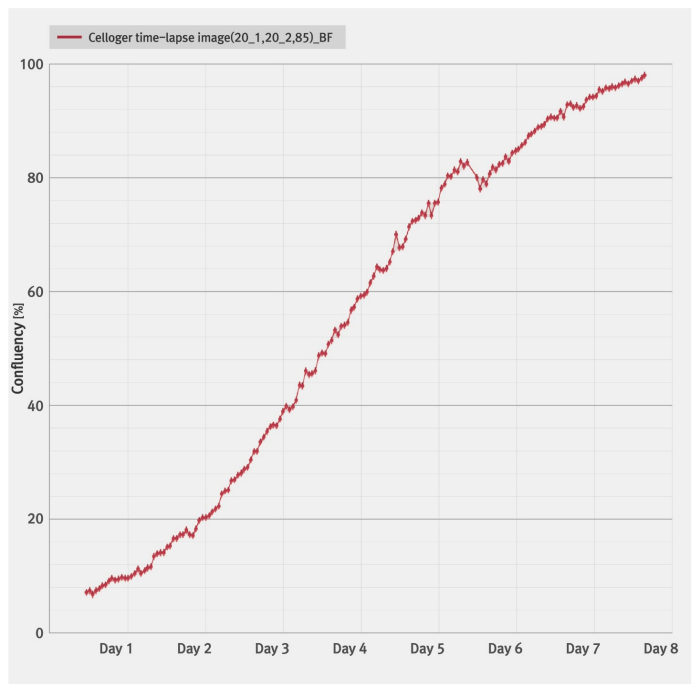
Hela cell incubated in a 10 layer chamber for 7 days with 1 hour interval time.



Specification

Dimensions	350 x 330 x 450 mm
Weight	15 kg
Objective Lens	2X
Camera	5MP CMOS
Stage	Motorized XYZ stage
Operating environment	10~40°C, 20~95% humidity
File export format	TIFF, AVI
Resolution	2592 x 1944 pixel
Imaging positions	Multiple
Imaging mode	Bright-field
Vessel types	Multi-layer chamber up to 10 layers
Key functions	Autofocusing, manual focusing, time-lapse imaging, movie maker, confluency, growth curve

Confluency Graph



Contact us for more information about the system

www.izibio.fr

contact@izibio.fr

+33 (0)6 26 86 06 68